

## LAB MANUAL: EXPERIMENT 3

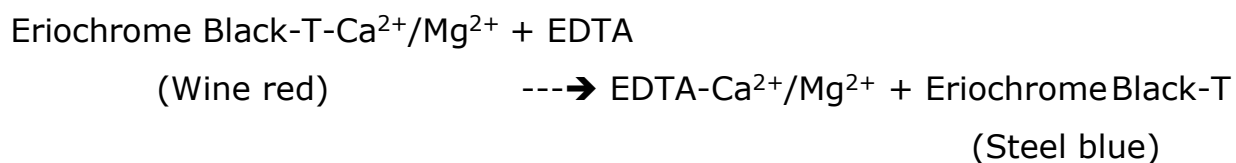

**Aim:** Estimation of total hardness of a given sample of water by complexometric titration with a standard solution of EDTA.

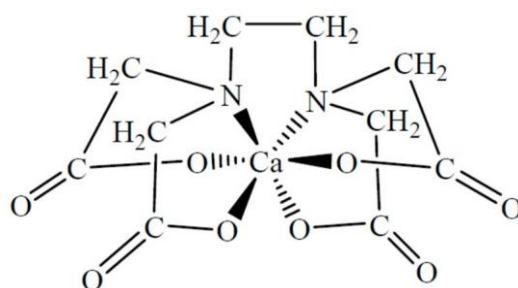
### Theory:

Hardness in water is due to the presence of dissolved salts of calcium and magnesium. It is unfit for drinking, bathing, and washing. It also forms scales in boilers. Hence it is necessary to estimate the amount of hardness-producing substances present in the water sample. Once it is estimated, the amount of chemicals required for the treatment of water can be calculated. The estimation of hardness is based on complexometric titration. The hardness of water is determined by titrating with a standard solution of ethylene diamine tetra acetic acid (EDTA) which is a complexing agent. Since EDTA is insoluble in water, the disodium salt of EDTA is taken for this experiment. EDTA can form four or six coordination bonds with a metal ion.

### Total hardness

Total hardness is due to the presence of bicarbonates, chlorides, and sulfates of calcium and magnesium ions. The total hardness of water is estimated by titrating the water sample against EDTA using Eriochrome Black-T (EBT) indicator. Initially, EBT forms a weak EBT-Ca<sup>2+</sup>/Mg<sup>2+</sup> wine-red-colored complex with Ca<sup>2+</sup>/Mg<sup>2+</sup> ions present in the hard water. Upon addition of EDTA solution, Ca<sup>2+</sup>/Mg<sup>2+</sup> ions preferably form a stable EDTA- Ca<sup>2+</sup>/Mg<sup>2+</sup> complex with EDTA leaving the free EBT indicator in solution which is steel blue in color in the presence of ammonia buffer (mixture of ammonium chloride and ammonium hydroxide, pH 10).





## Requirements:

Water sample, EDTA solution (0.01M), Eriochrome Black T, Buffer solution, Burette, Pipette, conical flask (100 mL), Beaker (200 mL).

## Procedure:

- Tap water was used as Standard Water Sample.
- Standard 0.01 M EDTA Solution was prepared by weighing about 3.8 g of the disodium EDTA salt ( $\text{Na}_2\text{H}_2\text{Y} \cdot 2\text{H}_2\text{O}$ ) into a 1-liter volumetric flask followed by its dissolution and dilution to the mark with deionized water.

### c) Estimation of Total Hardness:

The burette was filled with standard EDTA solution to the zero level, following usual precautions. 20 mL of the given water sample is pipetted out into a clean conical flask. 2-3 mL ammonia buffer and 2 drops of EBT indicator are added and titrated against EDTA from the burette. The endpoint was the change of color from wine red to steel blue. The titration is repeated to get three concordant titer values.

### Titration-1 Estimation of Total Hardness Standard EDTA vs Water sample

The volume of the tap-water sample (mL)	Burette Reading (mL)			The volume of EDTA solution (mL)
	Initial	Final	Use volume	

## Calculation:

1 ml of 0.01 M EDTA  $\equiv$  1 mg of  $\text{CaCO}_3$

..... ml of EDTA  $\equiv$  ..... mg of  $\text{CaCO}_3$

## Calculation of total hardness

Volume of hard water taken =      ml

Volume of EDTA solution consumed =      ml

Total hardness =  $\frac{\text{Volume of EDTA solution consumed} \times 1000}{\text{The volume of the hard water taken}}$  ppm

=                  ppm

## Result:

The collected water sample contains

Total hardness =                  ppm